


ROLL, READ, & TALLY!

For this game you will need:
2 dice
pencil

Directions:












Students take turns rolling 2 dice and finding the sum. Students will find the CVC word that matches the sum they rolled, read it aloud, find the matching picture, and make a tally mark in their column. Students will repeat for 20 rounds (they can mark off each round in the boxes at the bottom of the page). At the end, students look at each picture to see who got more. (Player 1 rolled cat 2 times, Player 2 only rolled it 1 time) and circle who has the higher amount. Then, students can see who had the higher number the most by counting up all the circles.



ROLL, READ & TALLY

- 2. cat
- 3. pig
- 4. sun
- 5. net
- 6. mad
- 7. dog
- 8. bug
- 9. lip
- 10. bed
- 11. pot
- 12. log

PLAYER 1 PLAYER 2

ROLL, READ & TALLY

PLAYER 1 PLAYER 2

2. van
3. six
4. rug
5. box
6. web
7. zip
8. can
9. cup
10. mop
11. gem
12. map

